

PRODUCT CATALOGUE · 2026 EDITION

# Assistive aids for bath, toilet & mobility.

Durable Class I assistive aids from our own European production, with timeless Scandinavian design. For medical supply stores, clinics and care.

THE RANGE

6 categories

Over 30 assistive aids at a glance



**30+**  
Years of experience

**50+**  
Assistive aids in range

**20+**  
with HMV no.

**300 kg**  
Max. load capacity

**100 % EU**  
In-house production

**5 years**  
Warranty

**CE Class I**  
All products

**2-4 days**  
Delivery from stock



Swedish company since 1993 · 100% manufactured in Europe

# Comfort and dignity for all.

For over 30 years we have developed and produced care aids in our own European production, with a Nordic view of quality, simplicity and function. For everyone who cares for people with dedication every day.

## Our own European production

No imported goods. Many products are made exclusively for individual customers, with bespoke dimensions, colours or functions. We develop special requests together with you.

## Two warehouses, short distances

Central warehouse in Germany (near Berlin) and components warehouse in Höganäs / Sweden. Production and delivery usually within 2–4 working days.

## Quality & audits

High quality control across the entire production, with regular audits. All products are manufactured as Class I in accordance with applicable CE standards.

## For the specialist trade

Our customers are medical supply stores, wholesalers and retailers as well as distributors across Europe. With a dealer account you receive B2B prices and **10% pallet discount.**

## Why specialist dealers choose NORDIC

- ✓ Direct from the manufacturer, no middlemen
- ✓ Reimbursable products with HMV number
- ✓ German central warehouse, delivery in 2–4 working days
- ✓ Custom-made solutions on request

## RANGE

**A**



### Shower stools & benches

8 items

p. 6–7

**B**



### Bathing & access aids

4 items

p. 8

**C**



### Toilet chairs & support frames

8 items

p. 9–10

**D**



### Walking trainers & walking tables

11 items

p. 11–14

**E**



### Standing up, raising & transferring

5 items

p. 15–16

**F**



### Reading & overbed tables

5 items

p. 17–18



Swedish company since 1993

## Hej and a warm welcome to NORDIC

For over 30 years I have devoted myself, together with my team, to one task: developing care aids that make everyday life noticeably easier. For the people being cared for, and for everyone who cares with great dedication every day.

Our goal was clear from the very start: honest products that really help. Safe, durable and well thought-out, made in Europe, with a Nordic view of quality, simplicity and function. There is more than technology behind every product. It is the result of many conversations with medical supply stores, care facilities, hospitals and specialist dealers who tell us what really matters in everyday life.

**"Good assistive aids are not created in an office, but in real life."**

We listen, take every piece of feedback seriously, and when something is missing we develop it together with you. For that I want to say thank you: for your trust, your suggestions and your openness.

### Ralf Fasshauer

Founder & Managing Director · NORDIC

*With warm regards and a Swedish "Tack så mycket".*

[in](#) Follow NORDIC on LinkedIn

### 01 · Honesty

We promise only what our products deliver. No marketing embellishments, no flattering data sheets.

### 02 · Reliability

Delivery times you can rely on. A German central warehouse. A team that is reachable when you need it.

### 03 · Quality

Our own European production, CE-certified, with a 5-year warranty. Because we have made it our duty.

# Built for wet areas, made to last for years.



## Our own feet for a secure grip

Bathroom floors are rarely level. Our feet are individually height-adjustable and compensate for unevenness. Every foot has an anti-slip rubber coating, even on wet tiles.



## Galvanised for bath & shower

Our bath products are additionally galvanised: an electrolytically applied zinc layer permanently protects the steel tube against moisture and corrosion in daily wet use.



## Zinc-plated + powder-coated

All products are zinc-plated and powder-coated: rust protection plus a robust, scratch-resistant, easy-to-clean surface. Together the basis of our 5-year warranty.



### OUR OWN FOOT PRODUCTION

## A secure stand on any floor

We developed our foot ourselves and manufacture it in our own production. A special rubber compound with an anti-slip tread provides a firm hold, even on wet tiles. Flexible in all directions and movable up to 10°, it compensates for unevenness and sits firmly on the floor.



### Movable up to 10° in all directions

The movable foot plate compensates for sloping and uneven floors. Full floor contact, no wobbling.



## Custom models from our own production






Bespoke dimensions, custom colours or adapted functions: thanks to our own European production we realise custom models exclusively for you, from a single detail to a small series. Tell us your requirement and we will develop it with you.

# Nordic colour palette, refined in satin matt.

## Colours & finish

Nordic colour palette · satin matt

We choose calm, Nordic shades that recede in the bathroom and living space rather than standing out. All surfaces are powder-coated and **satin matt**: the semi-matt look barely reflects light, giving it the quality feel of a piece of furniture, shows far fewer fingerprints and scratches than glossy paints, and is still easy to clean. Custom RAL colours and finishes on request are always possible thanks to our own production.

 <p><b>Polar White</b> RAL 9016</p> <p>Our clear standard white: frames of the shower and bathing aids, armrests and backrests, support frames (ECONOMY/SIMP) white NORDIC tables and the BEN standing aid.</p>	 <p><b>Fjord Grey</b> RAL 7047</p> <p>A light, Nordic grey with calm depth: frames of the COMFORT toilet chairs, the XXL-TR support frame and the TOM bed trapeze, timelessly understated in the room.</p>	 <p><b>Kiruna</b> RAL 9006</p> <p>A cool, metallic shimmering steel grey, named after the Swedish iron-ore town of Kiruna: the colour of all ALBE walking tables, technical, light and robust in everyday use.</p>	 <p><b>Amber</b> RAL 1015</p> <p>A warm, Nordic wood tone: powder-coated bases of the beech NORDIC reading and overbed tables, homely matched to the solid wood tops.</p>	 <p><b>Polar Night</b> RAL 9005</p> <p>Deep, matt black: NOVA foot cradle, padding and arm supports, robust, dirt-resistant and elegant in contrast to the light frames.</p>
--	---	---	---	---

**Paint system:** Iron phosphating as pre-treatment · zinc primer · powder top coat, total layer 120–180 µm for lasting corrosion protection in wet areas.

### Custom RAL colours on request

Thanks to our own European production we can realise almost any RAL colour, even for individual customers or small series.

### Easy-care & hygienic

Satin-matt, smooth surfaces are wipe-disinfectable and resistant to fingerprints and scratches.

### 5-year warranty

On paint and corrosion protection, the basis for durable aids in daily wet use.

# A Shower stools & benches

Shower furniture that proves itself in daily use: warmly designed, cleanly made and built for years in wet areas. Ergonomic seat with water drainage, galvanised + powder-coated corrosion protection and tool-free height adjustment; armrests and backrests can be retrofitted at any time.

✓ **Delivered fully assembled, no assembly required**

NEW



## Shower stool LINA

Art. no. 1-1110-L / 1-1111-L

max. 150 kg 4.6 kg

- Height-adjustable without tools, only 4.6 kg
- Accessory: armrests (1-1112) · stackable

**Dimensions:** Seat 45 × 40 cm · Seat height 43–58 cm, tool-free

### VERSIONS & ACCESSORIES



Hygiene seat (1-1111-L)



+ armrests (1-1112)

HMV 04.40.03.1017 / .1018



## Shower stool SVEA with armrests

Art. no. 49-106 / 49-107

max. 200 kg 4.9 kg

- Integrated armrests, height-adjustable without tools
- Load capacity up to 200 kg, PU backrest retrofittable
- Stackable

**Dimensions:** Seat 45 × 40 cm · Seat height 45–60 cm · 46 cm between armrests

### VERSIONS & ACCESSORIES



Hygiene seat (49-107)



## Shower stool MODULAR

Art. no. 1-1110 / 1-1111

max. 150 kg 4.6 kg

- Height-adjustable without tools
- Armrests & backrests retrofittable at any time
- Stackable, 2 per pack

**Dimensions:** Seat 45 × 40 cm · Seat height 43–58 cm, tool-free

### VERSIONS & ACCESSORIES



+ armrests (1-1112)



+ soft backrest (1-1113)



+ PU backrest (1-1114)

HMV 04.40.03.1017 / .1018



## Shower stool HEAVY

Art. no. 1-1110-T / 1-1111-T

max. 200 kg 5.0 kg

- Reinforced leg set, load capacity up to 200 kg
- Armrests & backrests retrofittable
- Stackable

**Dimensions:** Seat 45 × 40 cm · Seat height 43–58 cm · reinforced leg set

### VERSIONS & ACCESSORIES



+ armrests (1-1112-XXL)



+ soft backrest (1-1113)



+ PU backrest (1-1114)

HMV 04.40.03.1019 / .1020

## Standard or hygiene seat?

Most NORDIC shower stools are available with a standard seat (closed seating surface) or a hygiene seat (front cut-out for intimate care). Seat pad 45 × 40 cm, cut-out 14 × 12 cm.



Standard



Hygiene

# A Shower stools & benches

CONTINUED · CATEGORY A

✓ Delivered fully assembled, no assembly required



## Shower chair MOBILE, foldable

Art. no. 1-1117 / 1-1118

max. 130 kg 7.8 kg

- Foldable, folded only 15 cm
- With soft backrest
- Rubber feet for a secure stand

**Dimensions:** Seat 45 × 40 cm · Height 45–60 cm · folded only 15 cm

### VERSIONS & ACCESSORIES



Hygiene seat (1-1117)

HMV 04.40.03.2028 / .2029



## Shower stool PRACTIC, swivel

Art. no. 1-1138 / 1-1139

max. 130 kg 6.9 kg 360° swivel

- Swivels 360°, locks at 0/90/180/270°
- Ideal for narrow showers & to assist care
- Height-adjustable without tools, easy to clean

**Dimensions:** Seat 45 × 40 cm · Height 45–60 cm · footprint 44 × 44 cm

### VERSIONS & ACCESSORIES



+ armrests (1-1112)



+ arm + back (1-1114)



Hygiene seat (1-1139)

HMV 04.40.03.1022



## Folding shower seat WALL

Art. no. 1-1140 / 1-1141

max. 130 kg 4.7 kg fold-up

- Folds against the wall to save space
- Sturdy wall mounting, drilling template included
- Ergonomic seat with water drainage

**Dimensions:** Seat 45 × 40 cm · Seat height 46–54 cm · < 10 cm wall clearance

### VERSIONS & ACCESSORIES



Hygiene seat (1-1141)

HMV 04.40.03.0033



## Shower bench BERTA XXL

Art. no. 1-1116

max. 300 kg 9 kg

- Load capacity up to 300 kg
- Large, soft PU seat
- Height-adjustable without tools via clip

**Dimensions:** Seat 72 cm wide · Seat depth 40 cm · Seat height 47–60 cm

### VERSIONS & ACCESSORIES



+ armrests (1-1112-XXL)



+ backrest (1-1116-14)

### Standard or hygiene seat?

Most NORDIC shower stools are available with a standard seat (closed seating surface) or a hygiene seat (front cut-out for intimate care). Seat pad 45 × 40 cm, cut-out 14 × 12 cm.



Standard Hygiene

## B Bathing & access aids

Safely into the tub and out again: coordinated hang-on and swivel seats, a step-in stool and a bath grip. Sturdy constructions with friction rubber and careful corrosion protection, quality that care staff and users can rely on.

✓ Delivered fully assembled, no assembly required



### STEP step-in stool

Art. no. 1-1120

max. 130 kg 3.0 kg

- Large step surface with anti-slip
- Anti-slip feet, sturdy construction
- Ideally combined with SAFETY grip (1-1121)

**Dimensions:** Step surface 45 × 40 cm · Height 20 cm



### FLEXIBLE hang-on bath seat

Art. no. 1-1130 / 1-1131

max. 130 kg 4.6 kg

- Rests on the tub rim, infinitely adjustable in width
- Seat with water drainage
- Backrests retrofittable as accessory

**Dimensions:** Seat 45 × 40 cm · Width 69–78 cm, infinitely adjustable

#### VERSIONS & ACCESSORIES



Hygiene seat  
(1-1131)



+ soft backrest  
(1-1113)



+ PU backrest  
(1-1114)

HMV 04.40.02.2013



### SAFETY bath grip

Art. no. 1-1121

max. 130 kg 1.1 kg

- Fits most bathtubs
- Galvanised + powder-coated, ideal for wet areas
- Large grip surface, tool-free installation

**Dimensions:** Clamping range 6–13.5 cm · friction rubber · no tools

HMV 04.40.05.0008



### SWIVEL bath swivel seat

Art. no. 1-1136 / 1-1137

max. 130 kg 6.4 kg 360° swivel

- Swivels 360°, locks every 90°
- Soft PU backrest
- Anti-slip friction rubber for high safety

**Dimensions:** Overall width 75 cm · swivels 360°, locks every 90°

#### VERSIONS & ACCESSORIES



Hygiene seat  
(1-1137)

HMV 04.40.02.3018 / .3019

# C Toilet chairs & support frames

From the stackable support frame to the bariatric version at 300 kg: free-standing standing aids and toilet chairs, thought through for daily use. Tool-free assembly, padded arm supports and easy-care, disinfectable surfaces.

✓ Delivered fully assembled, no assembly required



## ECONOMY+ toilet support frame

Art. no. 1-1202

max. 160 kg 8.0 kg

- Soft PU arm pads for a safe, comfortable hold when sitting and standing
- Plastic seat with lid & splash guard
- Assembled without tools, anti-slip feet
- Stackable

**Dimensions:** Height 45–60 cm · 58 cm between armrests

### VERSIONS & ACCESSORIES



Lid open

HMV 33.40.02.1017



## ECONOMY stackable

Art. no. 1-1203

max. 160 kg 8.0 kg

- Stackable
- Load capacity up to 160 kg, tip-resistant
- Incl. splash guard and support strap

**Dimensions:** Height 45–60 cm · stackable

### VERSIONS & ACCESSORIES



Lid open

HMV 33.40.02.1016



## SIMPLY toilet armrests

Art. no. 1-1220

max. 160 kg 4.2 kg

- Free-standing standing aid, 6 height settings
- PU-padded arm supports, non-slip feet
- Assembled in under 5 minutes, only 4.2 kg
- Available in packs of 3; soon also as a travel version in a single pack

**Dimensions:** Height 66–81 cm (6 steps, tool-free)

NEW



## STAND UP toilet armrest

Art. no. 1-1226

max. 150 kg 5.7 kg

- Soft PU arm pads, individually fold-up arms
- Safe lateral access for care
- RONDO seat in duroplast: dimensionally stable, scratch-resistant, easy to disinfect
- Stainless steel hinges · narrow version 40 cm (1-1226-40)

**Dimensions:** Width 54 cm between armrests · arm height 21 cm · hole spacing 120–160 mm

### VERSIONS & ACCESSORIES



Armrests raised

# C Toilet chairs & support frames

CONTINUED · CATEGORY C

✓ Delivered fully assembled, no assembly required



## Toilet chair COMFORT

Art. no. 1-1291

max. 200 kg 9.0 kg

- Load capacity up to 200 kg, height-adjustable without tools
- Knock-down, assembly < 5 min, space-saving
- Bucket with lid included

**Dimensions:** Seat height 45–60 cm · back 76–91 cm · 46 cm between armrests

### VERSIONS & ACCESSORIES



Seat with opening

HMV 33.40.04.0022



## Toilet chair COMFORT+ wide

Art. no. 1-1291-60

max. 200 kg 10.0 kg

- Reinforced frame, extra wide
- High back, adjustable without tools
- Bucket with lid included

**Dimensions:** Seat height 45–60 cm · 58 cm between armrests · max. width 67 cm

### VERSIONS & ACCESSORIES



Seat with opening

HMV 33.40.04.0041



## Toilet chair COMFORT XXL (300 kg)

Art. no. 1-1296

max. 300 kg 15.0 kg

- Width & height adjustable without tools
- Load capacity up to 300 kg
- RONDO seat ring, soft PU armrests
- Bucket with lid included

**Dimensions:** Width 55–85 cm adjustable · Seat height 45–60 cm · depth 53 cm

### VERSIONS & ACCESSORIES



Seat with opening



RONDO seat, white



## Toilet support frame COMFORT XXL TR

Art. no. 1-1297

max. 300 kg 15.0 kg

- Free-standing, width & height adjustable without tools
- Load capacity up to 300 kg, padded seat with opening & lid
- Holder for pan/bucket, splash guard (0-1201-04) incl., wipe-disinfectable

**Dimensions:** Width 55–85 cm · Seat height 45–60 cm · overall height 80–95 cm · depth 53 cm

# D Walking trainers & walking tables

The ALBE walking table supports gait training, muscle building and mobilisation, day after day. Four ranges that build on each other, each available manually, with a gas spring or an electric motor (LINAK): from the agile light model through the hand-brake version and large wheels for indoors and out to the XXL range. Powder-coated frame in light grey (RAL 9006), inner arm-support width 29–46 cm.

1

## Agile models

The agile base model: all four castors Ø 125 mm swivel 360°, two of them with a double foot brake. Agile, stable and ready to use immediately, load capacity up to 150 kg.



### Walking table ALBE STANDARD

Art. no. 1-2250

max. 150 kg

15 kg

manual

- Manual, tool-free height adjustment
- All 4 castors swivel 360°, 2 with a double foot brake
- Lightest model in the series, only approx. 15 kg

**Dimensions:** Height 83–131 cm · Width max. 76 cm · Length 85 cm · castors Ø 125 mm



### Walking table ALBE GAS

Art. no. 1-2251

max. 150 kg

17 kg

gas spring

- Height adjustment via gas spring, fast and effortless
- All 4 castors swivel 360°, 2 with a double foot brake
- Not a stock item · delivery time 2–3 weeks

**Dimensions:** Height 83–131 cm · Width max. 76 cm · Length 85 cm · castors Ø 125 mm

NEW



### Walking table ALBE EL

Art. no. 1-2255

max. 150 kg

20 kg

EL motor (LINAK)

- Electric height adjustment via LINAK actuator
- All 4 castors swivel 360°, 2 with a double foot brake
- Load capacity up to 150 kg

**Dimensions:** Height 83–131 cm electric · Width max. 76 cm · castors Ø 125 mm

# D Walking trainers & walking tables

CONTINUED · CATEGORY D

2

## With hand brake

The same proven base, with two castors added with a dual-function hand brake (drive + park) for even more control. Load capacity up to 150 kg.



### Walking table ALBE HR

Art. no. 1-2245-HR

max. 150 kg

16 kg

manual

- Manual, tool-free height adjustment
- Two castors with dual-function hand brake (drive + park)
- Two castors swivel 360° · up to 150 kg

**Dimensions:** Height 83–131 cm · Width max. 76 cm · Length 85 cm · castors Ø 125 mm



### Walking table ALBE HR GAS

Art. no. 1-2246-HR

max. 150 kg

18 kg

gas spring

- Height adjustment via gas spring, fast and effortless
- Two castors with dual-function hand brake (drive + park)
- Two castors swivel 360° · up to 150 kg

**Dimensions:** Height 83–131 cm · Width max. 76 cm · Length 85 cm · castors Ø 125 mm

NEW



### Walking table ALBE HR EL

Art. no. 1-2247-HR

max. 150 kg

19 kg

EL motor (LINAK)

- Electric height adjustment via LINAK actuator
- Two castors with dual-function hand brake (drive + park)
- Two castors swivel 360° · up to 150 kg

**Dimensions:** Height 83–131 cm electric · Width max. 76 cm · castors Ø 125 mm

#### IN DETAIL

### Dual-function hand brake

One lever, two functions, operated right at the grip, without bending down.

**Drive** Pulling the lever brakes gently and controlled.

**Park** Engaging the lever locks securely when stationary.

**Grip** Ergonomically shaped, sits securely in the hand.



Standard on all HR models

# D Walking trainers & walking tables

CONTINUED · CATEGORY D

3

## Large wheels · for indoors & outdoors

Equipped like the hand-brake range, but with large 200 mm wheels, comfortable and safe outdoors too. Load capacity up to 130 kg.



### Walking table ALBE STANDARD RA

Art. no. 1-2250-RA

max. 130 kg

18 kg

manual

- Manual, tool-free height adjustment
- Large 200 mm wheels, also for outdoor use
- Two wheels with dual-function hand brake (drive + park) · up to 130 kg

**Dimensions:** Height 93–138 cm · wheels Ø 200 mm · Length 95 cm · Width max. 76 cm



### Walking table ALBE GAS RA

Art. no. 1-2251-RA

max. 130 kg

20 kg

gas spring

- Height adjustment via gas spring, fast and effortless
- Large 200 mm wheels, also for outdoor use
- Two wheels with dual-function hand brake (drive + park) · up to 130 kg

**Dimensions:** Height 93–138 cm · wheels Ø 200 mm · Length 95 cm · Width max. 76 cm

NEW



### Walking table ALBE EL RA

Art. no. 1-2255-RA

max. 130 kg

21 kg

EL motor (LINAK)

- Electric height adjustment via LINAK actuator
- Large 200 mm wheels, also for outdoor use
- Two wheels with dual-function hand brake (drive + park) · up to 130 kg

**Dimensions:** Height 93–138 cm electric · wheels Ø 200 mm · Width max. 76 cm

IN DETAIL

### Dual-function hand brake

One lever, two functions, operated right at the grip, without bending down.

**Drive** Pulling the lever brakes gently and controlled.

**Park** Engaging the lever locks securely when stationary.

**Grip** Ergonomically shaped, sits securely in the hand.



Standard on all HR models

# D Walking trainers & walking tables

CONTINUED · CATEGORY D

4

## XXL · bariatric up to 250 kg

Reinforced frame with wide, individually adjustable arm supports, both models electric (LINAK actuator). Bariatric load capacity up to 250 kg.

NEW



### Walking table ALBE XXL EL

Art. no. 1-2257

max. 250 kg

28 kg

EL motor (LINAK)

- Electric height adjustment via LINAK actuator
- Bariatric load capacity up to 250 kg
- Wide arm supports, individually adjustable

**Dimensions:** Height 83–131 cm electric · arm supports 46–62 cm · Width max. 93 cm

NEW



### Walking table ALBE XXL EL HR

Art. no. 1-2257-HR

max. 250 kg

29 kg

EL motor (LINAK)

- Electric height adjustment via LINAK actuator
- XXL frame with dual-function hand brake (drive + park)
- Bariatric load capacity up to 250 kg
- Wide arm supports, individually adjustable

**Dimensions:** Height 83–131 cm electric · arm supports 46–62 cm · Width max. 93 cm

# E Standing up, raising & transferring

Support and raising aids for bed and room as well as transfer aids, mounted without drilling, stable and durable. Solutions that provide safety in everyday care and at home and noticeably relieve carers.



## ASSISTENT floor-to-ceiling pole

Art. no. 49-500

max. 150 kg 9 kg Room height 2.1-2.9 m

- No drilling, tensioned between floor and ceiling
- Zinc-plated, powder-coated
- Accessories: grip (49-501), trapeze (49-502), mounting plates

**Dimensions:** For room heights 2.1-2.9 m · tube Ø 35 mm

### VERSIONS & ACCESSORIES



49-502  
trapeze



49-503 plate,  
sloped ceiling

NEW



## Bed standing aid BEN

Art. no. 49-600

14 kg Height 85-105 cm

- Free-standing support & turning grip with base plate
- Height-adjustable, with anti-tip protection
- Serves as a fall guard at night · 5-yr warranty
- Also suitable for armchairs with a wooden substructure

**Dimensions:** Height 85-105 cm · base plate 59 × 35 cm · grip Ø 30 mm



## Hospital bed trapeze TOM

Art. no. 49-400

max. 100 kg 12 kg Height 1.8 m

- Free-standing, positioned individually by the bed
- Trapeze handle height-adjustable & slidable
- Incl. stabiliser / anti-tip protection
- Assembled in under 2 minutes

**Dimensions:** Overall height 1.8 m · trapeze handle adjustable



## Turn disc EASY

Art. no. 1-2311

max. 100 kg 1.2 kg 360° swivel

- Transfer aid for safe changes of position
- Ribbed rubber surface, secure grip
- Very light, only 1.2 kg

**Dimensions:** Ø 32 cm · Height 2 cm

NEW



## Foot cradle NOVA

Art. no. 46-250

3 kg

- Padded foot rest for positioning the legs
- Gently rocking for comfortable support
- Sturdy steel tube frame, 100% EU production

**Dimensions:** Support 40 × 35 cm · Height 21 cm



## What should we develop next?

Which aid is missing from your everyday work, which products would you like to see in our range? Share your ideas and suggestions with us, many NORDIC products are created exactly that way: from direct exchange with care staff and the specialist trade.

**Write to us:** [info@nordicare.de](mailto:info@nordicare.de)

# F Reading & overbed tables

Height-adjustable tables with a tiltable solid-wood top in beech or white lacquer. The open U-base can be driven under, ideal for wheelchair users, and the raised lip on both sides keeps items in place even when the top is tilted. Solid wood instead of chipboard: quality you can see and feel for years.



## Reading table NORDIC, beech, with sideboard

Art. no. 1-2501

max. 15 kg

10 kg

↔ swivels · both sides

- Solid beech wood top, raised lip on both sides keeps items in place even when the top is tilted
- Top infinitely height-adjustable, tiltable in angle
- U-shaped base, wheelchair users can pull in close and under the top
- Swivels to both sides · with handy side shelf

**Dimensions:** Top 54 × 41 cm · Height infinitely 68–108 cm

HMV 50.45.04.0010



## Reading table NORDIC, white, with sideboard

Art. no. 1-2501-V

max. 15 kg

10 kg

↔ swivels · both sides

- Solid wood top, white lacquered, raised lip on both sides keeps items in place even when the top is tilted
- Top infinitely height-adjustable, tiltable
- U-shaped base, wheelchair users can pull in close and under the top
- Swivels to both sides · with handy side shelf

**Dimensions:** Top 54 × 41 cm · Height infinitely 68–108 cm

HMV 50.45.04.0010



## Overbed table NORDIC LARGE, beech, with sideboard

Art. no. 1-2503

max. 15 kg

9 kg

↔ swivels · both sides

- Large solid beech top, raised lip on both sides keeps items in place even when tilted
- Tiltable in angle · swivels to both sides
- U-shaped base 78 × 42 cm, wheelchair users can pull in close and under the top
- With large shelf and side shelf

**Dimensions:** Top 75 × 41 cm · Height infinitely 68–108 cm



## Overbed table NORDIC LARGE, white, with sideboard

Art. no. 1-2503-V

max. 15 kg

9 kg

↔ swivels · both sides

- Large solid wood top, white lacquered, raised lip on both sides keeps items in place even when tilted
- Tiltable in angle · swivels to both sides, to the bed from left or right
- U-shaped base, wheelchair users can pull in close and under the top
- With large shelf and side shelf

**Dimensions:** Top 75 × 41 cm · Height infinitely 68–108 cm



## Reading table NORDIC, beech, without sidebar

Art. no. 1-2501-0

max. 15 kg

9 kg

↔ swivels · both sides

- Like reading table NORDIC (1-2501), but without side shelf
- Solid beech top with raised lip on both sides, keeps items in place even when tilted
- U-shaped base, wheelchair users can pull in close and under the top
- Swivels to both sides, can be placed at the bed from left or right

**Dimensions:** Top 54 × 41 cm · Height infinitely 68–108 cm

HMV 50.45.04.0010



## Your idea for overbed & side tables?

A new colour, different wood or a special material? Bring us your special requests and inspiration, thanks to our own European production we are happy to realise custom overbed and side tables together with you.

**Write to us: [info@nordicare.de](mailto:info@nordicare.de)**

# Order as a partner.

# 10%

## Pallet discount for partners

On pallet orders we grant specialist trade partners **10% discount**. Combinable with short delivery times from two warehouses, plus free delivery from €1,000.



### Open a dealer account

Register your **dealer account** auf **nordiccare.de** for B2B prices and fast reordering. Questions about joining are answered by **info@nordiccare.de**.



### Specialist trade price list

You can obtain the current price list via **info@nordiccare.de** or directly in the **dealer area** after logging into your dealer account.



### Ordering

Send your orders conveniently by email to **order@nordiccare.de** or directly via your dealer account. Free delivery from €1,000.



### Order through your purchasing cooperative

NORDIC is a **drop-shipment supplier to most purchasing cooperatives**. You can request our stock items directly through your purchasing cooperative and have your order settled there. Simply ask your cooperative for NORDIC, or contact us at **info@nordiccare.de**.

# The most sustainable aid is the one that lasts.

In care, the greatest ecological benefit does not come from a label, but from products that last for years and are used many times. That is exactly what we engineer for. In production, materials and logistics we keep going further, and say openly where we stand.



## Durable & reusable

- Powder-coated steel for a long service life in wet areas
- Designed for repeated use and re-issue in the aids pool
- Repairable thanks to permanently available spare parts



## Made in Europe

- Our own production in Europe, short and traceable supply chains
- A growing share of solar power with battery storage in production
- Certified paint system, tested for use with people



## Material & circularity

- Raw materials sourced predominantly from the region
- Short distances to the German central warehouse
- Small rubber and plastic parts partly from recycled material



## Honest, not greenwashed

We communicate only what we can prove, and increase the share of sustainable materials and energy step by step. An aid that accompanies many years and several people remains the most effective decision for the environment.



COMFORT AND DIGNITY FOR ALL

# Aids that prove themselves in everyday care.

From our own European production, tested and with a 5-year warranty. We look forward to working with your medical supply store, get in touch.

## ORDERING & ADVICE

**+49 40 600 385 3090**

Orders: [order@nordiccare.de](mailto:order@nordiccare.de)

Advice & prices:

[info@nordiccare.de](mailto:info@nordiccare.de)

Mon–Fri expert advice · 07:00–  
16:00

## MANUFACTURER

Nordic activity AB

Lokegatan 5

SE-263 37 Höganäs

Sweden

## ONLINE

[www.nordiccare.de](http://www.nordiccare.de)

[www.nordicactivity.com](http://www.nordicactivity.com)

[linkedin.com/company/nordiccare](https://linkedin.com/company/nordiccare)

---

As of June 2026 · valid until a new edition is published. All products are Class I medical devices (CE). Illustrations may differ from the original, colours similar. All dimensions are approximate. Subject to change, printing errors and mistakes.