

WhatsApp Group Link: Join share and submit




WhatsApp has revolutionised how we connect with friends, family, and communities worldwide. One of its most powerful features is the ability to create and share WhatsApp group links, making it incredibly simple to invite people to your groups without needing their phone numbers.



Whether you're organising a family reunion, managing a work project, or building a community around shared interests, understanding how to create and use WhatsApp group links can transform your group management experience. Let's dive into everything you need to know about this brilliant feature.

[Join Whatsapp Group Link](#)

Quick Overview

Here's what you'll discover in this comprehensive guide:

-  **Simple Creation Process** – Learn how to generate WhatsApp group links in seconds
-  **Easy Sharing Methods** – Discover the best ways to distribute your group links
-  **Privacy & Security Tips** – Keep your groups safe from unwanted members

-  **Troubleshooting Solutions** – Fix common issues with group links
-  **Best Practices** – Master the art of effective group management



Creating Your First WhatsApp Group Link

Setting up a WhatsApp group link is surprisingly straightforward, even if you're not particularly tech-savvy. Here's how you can create one in just a few taps:

For Android Users:

1. Open your WhatsApp group
2. Tap the group name at the top
3. Select "Invite to Group via Link"
4. Choose "Share Link" or "Copy Link"

For iPhone Users: The process is nearly identical – just look for the "Group Info" option instead of tapping the group name directly.

Once you've generated your WhatsApp group link, you'll have a unique URL that anyone can use to join your group instantly. It's like having a digital invitation that works 24/7!



Smart Ways to Share Your Group Links

Now that you've got your shiny new WhatsApp group link, you'll want to share it effectively. Here are some brilliant ideas for

getting your link to the right people:

Social Media Platforms Sharing on Facebook, Twitter, or Instagram stories can help you reach a broader audience. Just remember to consider your privacy settings first!

Email Signatures If you're running a professional group, adding the link to your email signature is a subtle yet effective approach.

QR Codes WhatsApp automatically generates a QR code for your group link. This is perfect for offline sharing – people can simply scan and join on the spot.

Direct Messaging Sometimes the personal touch works best. Send the link directly to specific people you'd like to invite.

Keeping Your Groups Safe and Secure

With great power comes great responsibility, and WhatsApp group links are no exception. Here are essential security tips to protect your group:

Regular Link Updates Consider refreshing your group link periodically, especially if it's been shared publicly. You can reset the link anytime through the group settings.

Admin Controls Make use of WhatsApp's admin features. You can restrict who can change group info, send messages, or add new members.

Monitor New Members Keep an eye on who's joining your group. If someone seems suspicious or starts causing trouble, don't hesitate to remove them.

Private vs Public Sharing Think carefully about where you share your WhatsApp group link. What seems like harmless sharing today might lead to unwanted members tomorrow.

Troubleshooting Common Group Link Issues

Even the best technology sometimes hiccups. Here are solutions to the most common problems people face with WhatsApp group links:

Link Not Working If your link isn't working, it might have expired or been reset. Generate a new one and try again.

Group Full Error WhatsApp groups have a maximum capacity of 1024 members. If someone can't join, you might have hit this limit.

App Version Issues Ensure everyone trying to join has the latest version of WhatsApp installed. Older versions sometimes struggle with newer features.

Network Problems Poor internet connection can prevent people from joining groups. Suggest they try again when they have a stronger signal.

Best Practices for Group Management

Managing a successful WhatsApp group goes beyond just creating a link. Here are some top tips for keeping your group thriving:

Set Clear Guidelines Establish group rules from the start. Let members know what's acceptable and what isn't.

Regular Housekeeping Remove inactive members periodically to keep the group focused and engaged.

Engaging Content Share relevant, interesting content that encourages participation. Nobody likes a dead group!

Respect Time Zones If your group spans different time zones, be mindful of when you send messages or schedule group calls.

Frequently Asked Questions

Can I see who shared my WhatsApp group link? Unfortunately, WhatsApp doesn't provide this information. Once you share a link, you won't know exactly how new members found your group.

How long do WhatsApp group links last? Group links remain active until you manually revoke them. There's no automatic expiry date, so they'll work indefinitely unless you create a new one.

Can I limit how many people can join through a link? While you can't set a specific limit for link joins, remember that WhatsApp

groups max out at 1024 members total, regardless of how they joined.

What happens if I delete a group link? When you revoke or reset your group link, the old URL becomes completely useless. Anyone trying to use the old link will get an error message.

Can I create multiple links for the same group? No, each group can only have one active invite link at a time. Creating a new link automatically cancels the previous one.

🌟 **Making the Most of Your WhatsApp Groups**

WhatsApp group links have opened up incredible possibilities for connecting people across distances and interests. Whether you're coordinating a local football team, organising a book club, or keeping family members in touch, these links make group management infinitely easier.

Remember, the key to successful group management lies not just in knowing how to create a WhatsApp group link, but in fostering a positive, engaging environment where members actually want to participate.

Take your time to set up proper guidelines, keep your groups secure, and most importantly, have fun connecting with your community. After all, that's what WhatsApp is all about – bringing people together, one message at a time! 😊

